

CHICAGO WOMEN'S HEALTH CENTER

FY2016 ANNUAL REPORT



BEST PAPS
IN TOWN

CW

DEAR FRIENDS,

I am incredibly proud to share with you the progress made by Chicago Women's Health Center in our 2016 Fiscal Year – a year in which the health care and health education that we provide became more comprehensive than ever before.

And I'm just as proud of the continued commitment that is evident across the following pages. In the face of an uncertain health care landscape, CWHC is not only continuing to ensure access to compassionate, collaborative health care, we are continuing to improve the quality of that care. We have expanded our newly established primary care practice to further integrate mental health services and to provide a higher level of care for our trans clients.

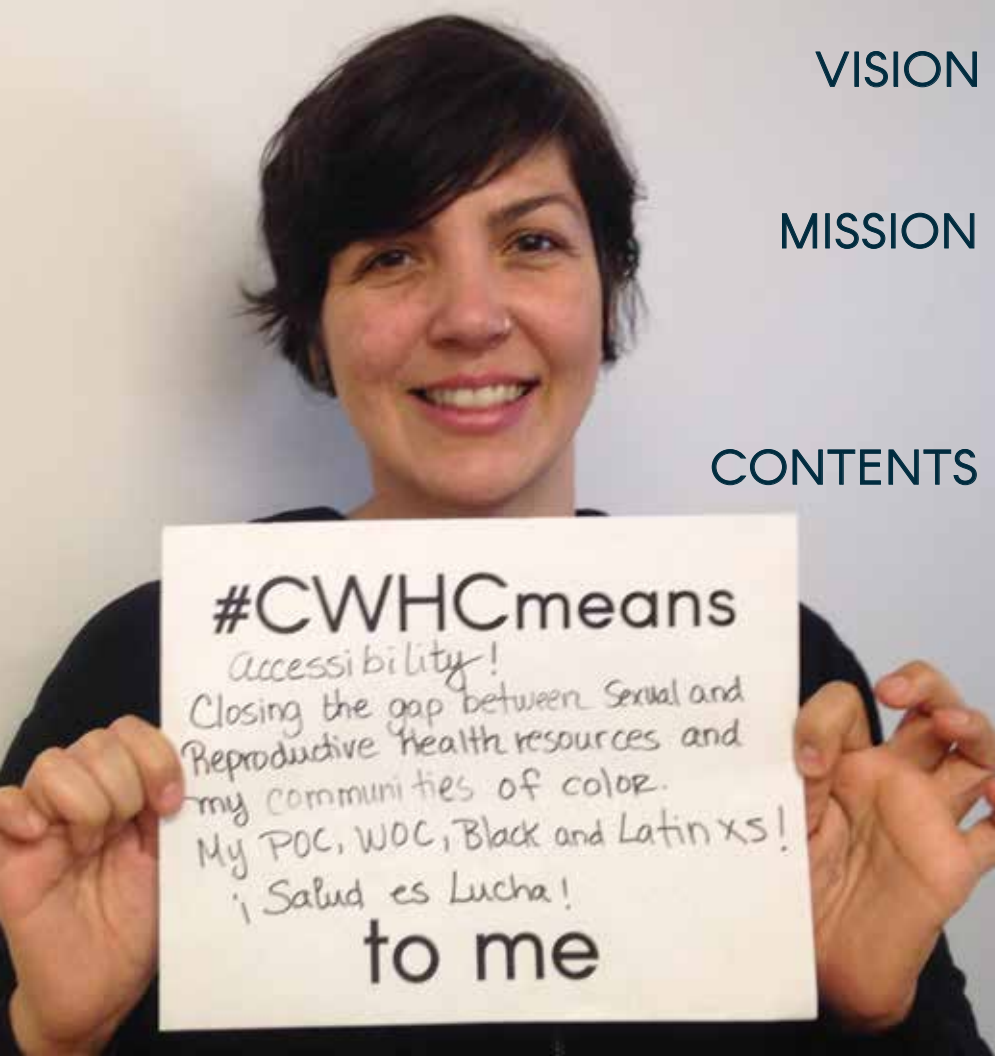
This steadfast commitment is only possible because of you, our community of support. To all of CWHC's supporters, donors, clients, volunteers, and partners, thank you for making our kind of care possible.

In peace and health,



Jess Kane, Director





VISION

We envision a world in which all people have access to comprehensive, affordable, and sensitive health care.

MISSION

Our mission is to facilitate the empowerment of women and trans people by providing access to health care and health education in a respectful environment where people pay what they can afford.

CONTENTS

Program Highlights

Clinical Services	1
Outreach & Education	2
Mental Health	3
Trans Health	3
Alternative Insemination	4
Integrative Health	4

What's New in FY16:

Expansion of Mental Health & Trans Health Services	5-6
Clients & Students	7-8
Financial Information	9-10
Special Thanks	11
FY16 Collective Members	12

CLINICAL SERVICES

The Clinical Services Program now offers primary care in addition to gynecology care and care for trans individuals – making our longest-standing program more comprehensive than ever.

In FY16, Clinical Services provided 2,761 appointments for 1,809 individuals.

95%

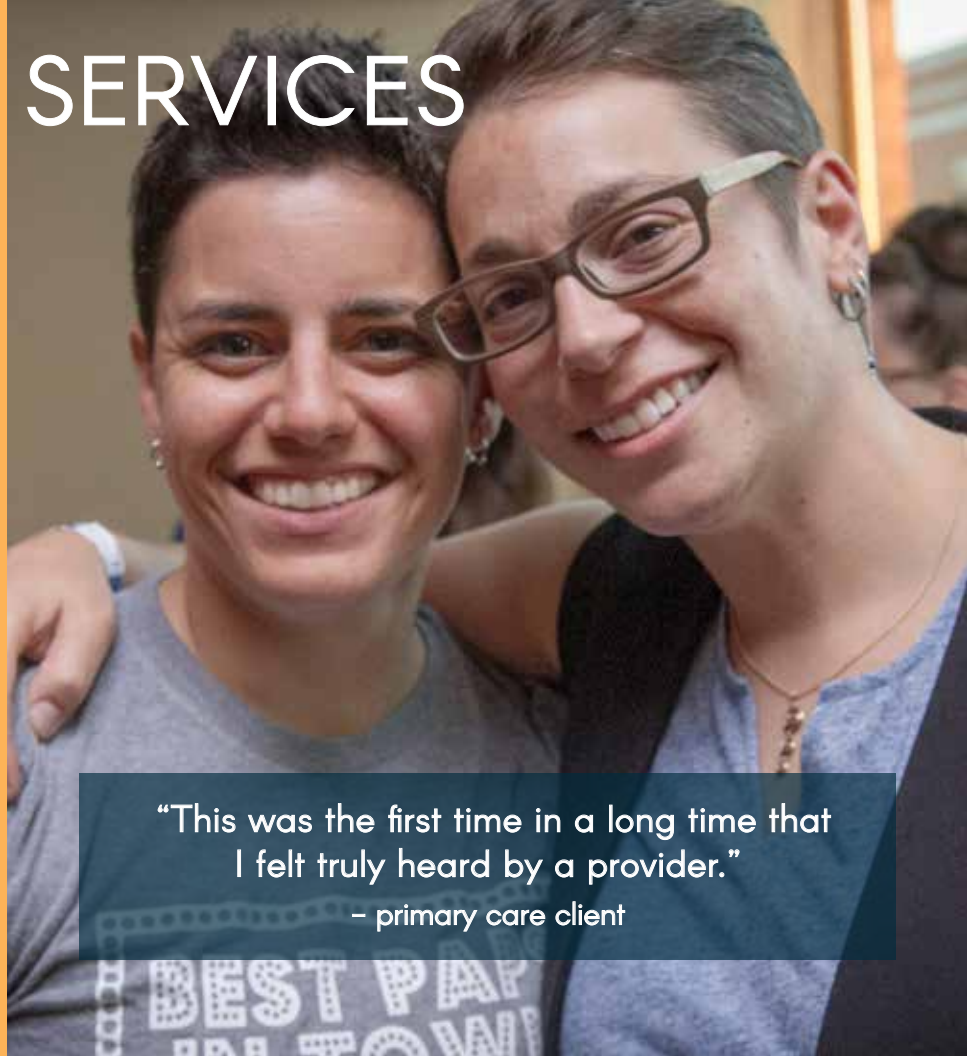
of Clinical Services clients plan to return to CWHC for care.

70%

report that CWHC is their primary source for health care.

100%

report that their provider respected their perspective.



“This was the first time in a long time that I felt truly heard by a provider.”

– primary care client

OUTREACH & EDUCATION



The Outreach & Education (OE) Program provides comprehensive, age-appropriate, and medically accurate sexual health and healthy relationship education in schools and community organizations.

One school partner shared, “I think this program really got our young people thinking and challenged their thoughts and misconceptions.”

In FY16, OE taught 541 classes reaching 3,521 individuals.

79% of OE Program participants were youth, primarily in schools on Chicago’s South and West sides.

96% of participants reported increased knowledge on positive health seeking behaviors.

100% of school partners were located in federally designated medically underserved areas.

MENTAL HEALTH

The Counseling Program offers mental health services from a feminist and person-centered perspective.

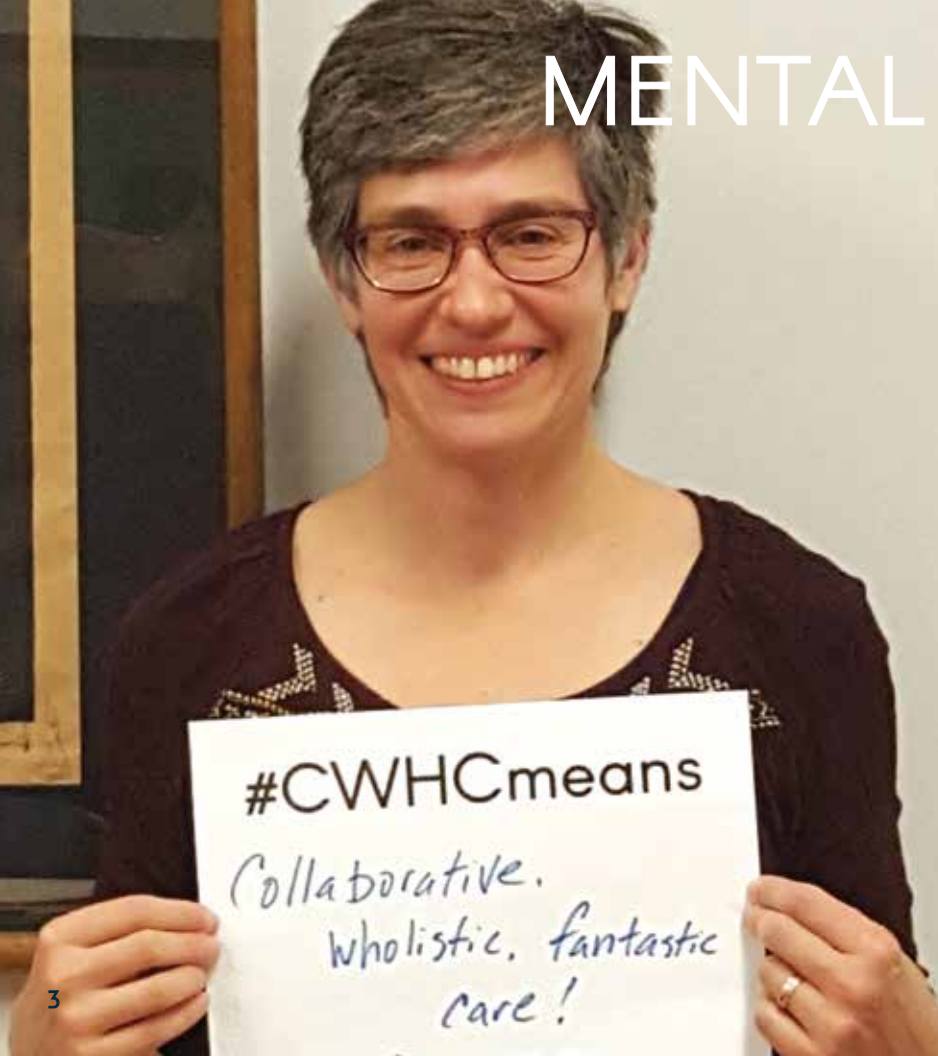
In FY16, 122 individuals received counseling services through individual or group counseling.

100% of clients report working in partnership with their counselor.

TRANS HEALTH

Through Clinical Services, CWHC provides hormone administration in addition to co-managing primary care issues. All of CWHC's programs offer trans affirming services to all trans-identified individuals.

100% of trans clients said their provider was knowledgeable about trans health



#CWHCmeans
*Collaborative.
Wholistic. fantastic
care!*

ALTERNATIVE INSEMINATION

The Alternative Insemination (AI) Program assists women and trans people on their path to pregnancy in a comfortable, respectful environment. One client shared, "I can honestly say I feel supported and embraced for choosing to do alternative insemination. I was really scared but when I met the staff, I felt empowered. I don't feel alone."

In FY16, AI provided 81 consultations and provided inseminations to 39 individuals and couples.

100% of AI clients reported having a very good experience with their provider.

INTEGRATIVE HEALTH

The Integrative Health Program offers alternative care including acupuncture, bodywork, and massage, providing access to healing modalities that are often unavailable to lower income individuals.

In FY16, IHP provided 296 appointments for 98 clients.

One client wrote, "More time is spent in listening to symptoms, listening to my concerns, and making me feel like they care and are invested in my treatment plan."



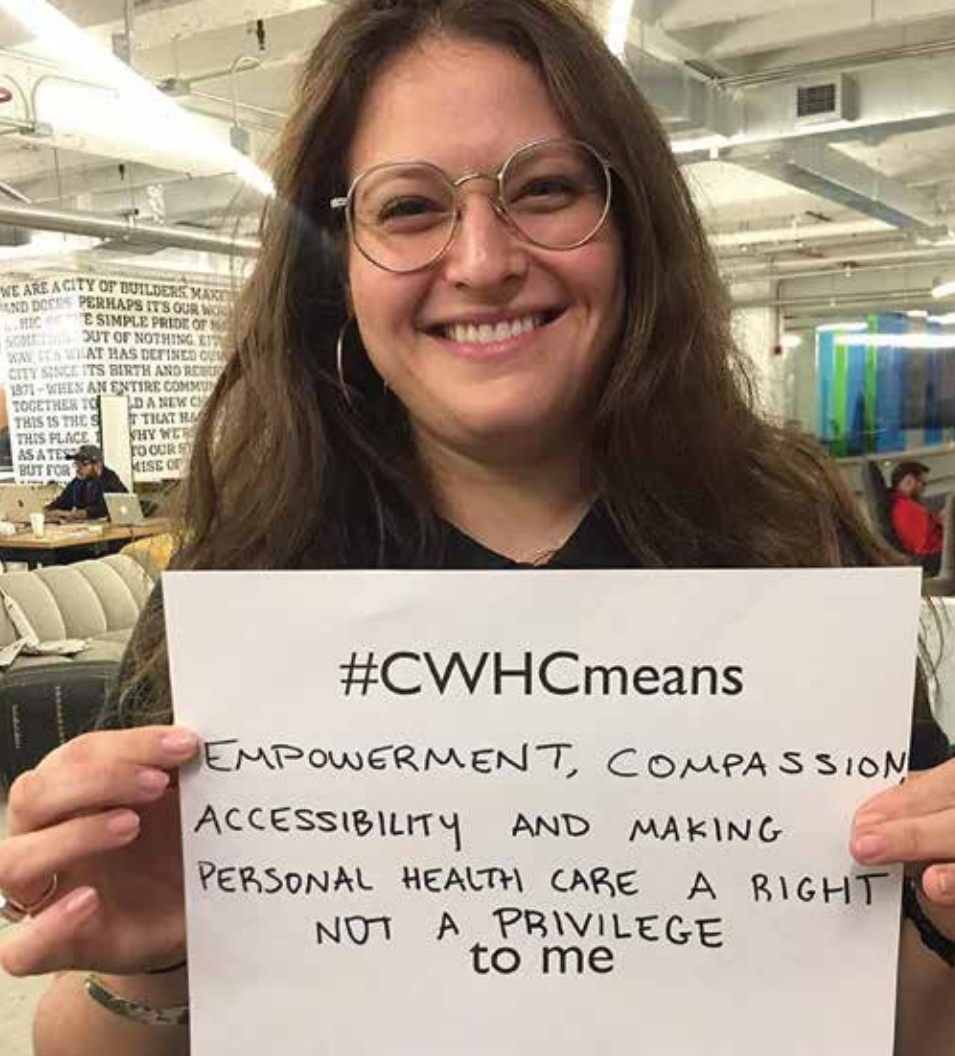
EXPANSION OF MENTAL HEALTH & TRANS HEALTH

From the foundation of our newly established primary care practice, CWHC has built its clinical capacity to provide even more comprehensive mental health and trans health services.

“I learned more about my body in the last year here than I have in the 30 years I’ve been on this planet!”
– trans client

This expansion extends CWHC’s long-held commitment to seeing and caring for the whole person. For individuals who often experience fragmented care and real challenges to finding knowledgeable, respectful providers, our growth in capacity has meant even more integrated care from a trusted provider.

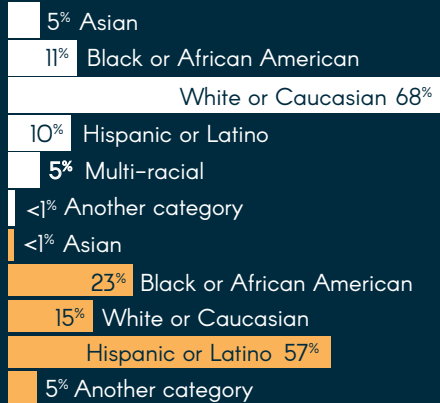




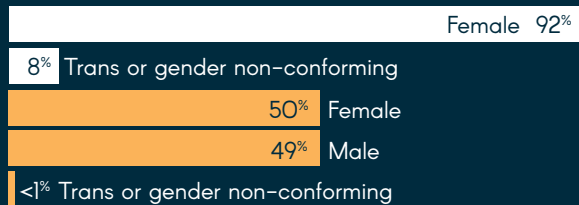
In FY16, over half of new clients said they initiated care with CWHC because someone in their life had recommended our services.

“I never feel rushed here. I feel like my health is just as important to you as it is to me.” – client

RACE & ETHNICITY



GENDER



AGE

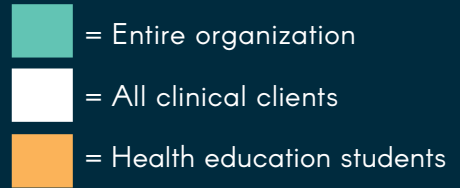
Clients: age range: 18-80; average age: 32
Students: 79% are youth from 4th Grade to college-age

OUR CLIENTS & STUDENTS

PEOPLE SERVED

5,589

2,068 | 3,521



Students said the most important things they learned were:

"How to respect others for how they look and to take care of our body." – 5th Grader

"All bodies are different. Not everyone needs to look the same or develop at the same rate." – 7th Grader

"How to be safe when having sexual intercourse." – 6th Grader

INCOME & INSURANCE

52% of clients earn less than 200% of the Federal Poverty Level (\$23,760 for an individual)

38% of clients are uninsured

31% of clients with insurance are still underinsured due to high deductible plans

78% of students are from low-income households

89%

of clients felt able to make a healthy change after their visit.

Examples of what they felt able to change included:

“Take control of my mental health,”

“Have a plan for my transition.”

“Feeling comfortable enough to access health care in the first place.”

CLIENTS

100% said their provider respected their identity and beliefs.

“At CWHC I never feel judged or rushed. I can't thank you enough for that.”
– primary care client

100% of trans clients would recommend CWHC's services.

“You all are what medical care should be modeled after. You listen, nurture, respect our bodies. I have never felt unsafe.”
– trans health client

STUDENTS

97% reported they felt respected by their health educator.

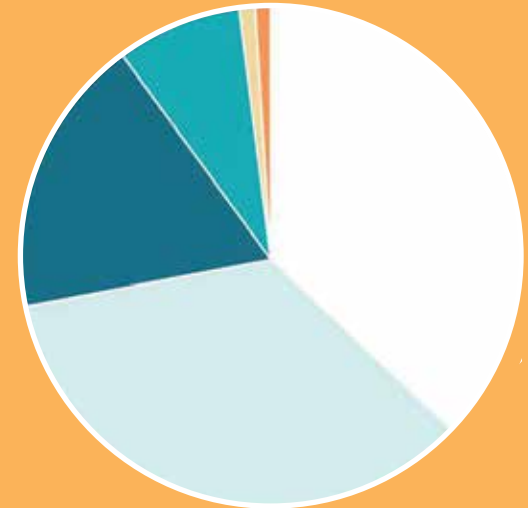
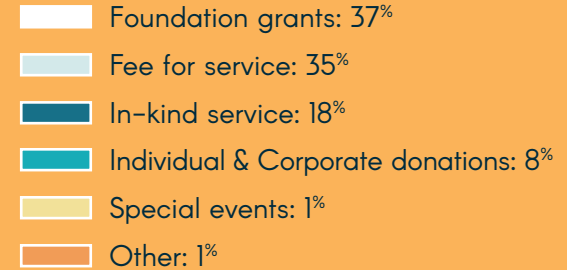
“Thank you for helping me understand more about humans.”
– 5th Grade student

STATEMENT OF ACTIVITIES

For Fiscal Years ending August 31, 2016 and 2015

REVENUE	2016	2015
Foundation Grants	277,206	354,174
Fees for Service	388,182	380,094
In-kind Services	196,813	209,478
Individual Donations	89,293	73,212
Corporate Donations	3,571	26,241
Special Events (Net Income)	16,128	12,891
Other Income	10,724	7,747
Revenue Released From Restriction	140,504	116,240
TOTAL UNRESTRICTED REVENUE	1,122,421	1,180,077
EXPENSES		
Programs	977,015	982,070
Fundraising	72,794	62,732
Management & General	27,051	28,637
TOTAL EXPENSES	1,076,860	1,073,439
Change in Unrestricted Net Assets	45,561	106,638
Change in Temporarily Restricted Net Assets	(50,504)	24,264
Net Assets - Beginning of Year	471,888	340,986
Net Assets - End of Year	466,945	471,888

SOURCES OF FUNDING



STATEMENT OF FINANCIAL POSITION

For Fiscal Years ending August 31, 2016 and 2015

ASSETS	2016	2015
Cash and cash equivalents	456,887	477,655
Accounts receivable	32,254	25,559
Unconditional promises to give	1,690	10,539
Prepaid expenses	23,004	21,528
Total current assets	513,835	535,281
Other assets	6,500	6,500
Property and equipment	18,209	24,085
TOTAL ASSETS	538,544	565,866

LIABILITIES & NET ASSETS

Accounts payable	7,751	12,491
Accrued expenses	40,888	55,378
Current liabilities	48,639	67,869
Deferred rent liabilities	22,960	26,109
TOTAL LIABILITIES	71,599	93,978
Unrestricted net assets	376,945	331,384
Temporarily restricted net assets	90,000	140,504
TOTAL NET ASSETS	466,945	471,888
TOTAL LIABILITIES & NET ASSETS	538,544	565,866

USE OF FUNDS



SPECIAL THANKS

CWHC proudly recognizes the generosity and partnership of our foundation supporters.

\$135,000 - \$30,000

The Crown Family | Nurse Practitioner Program
The Crown Family | General Operations
VNA Foundation | Clinical Services Program
Polk Bros. Foundation | Outreach & Education Program
Ravenswood Health Care Foundation | Clinical Services Program

\$29,999 - \$10,000

The General Fund of Chicago Foundation for Women | General Operations
Anonymous Foundation | General Operations
Anonymous Foundation | Fundraising Capacity Building
The Blowitz-Ridgeway Foundation | General Operations
The Albert Pick, Jr. Fund | Outreach & Education Program

\$9,999 - \$1,000

BLS Family Foundation | General Operations
Washington Square Health Foundation | Clinical Services Program
Ravenswood Health Care Foundation | Counseling Program
Winnetka Congregational Church | Clinical Services Program
Colonel Stanley R. McNeil Foundation | Outreach & Education Program
Peoples Gas | General Operations
George M. Eisenberg Foundation | Outreach & Education Program



CWHC sincerely thanks our 514 individual donors, who provided \$105,421 of support in FY16, and our 78 volunteers, who donated 7,200 hours of their time.



FY16 COLLECTIVE MEMBERS

*Board
**Staff

Becky Abela*
A.J. Barks**
Mary Bowman**
Scout Bratt**
Emily Carroll*

Cheryl Carvalho**
Courtney Chambers*
Louise Champlin**
Jacoba Cruz-Rodriguez**
Jubi Dutcher**

Leslie Fiedler**
Sarah Rebecca Gaglio**
Lakeesha Harris**
Rachel Hirsch**
Lee Jacobs Riggs**

Jess Kane**
Terri Kapsalis
Tina Lee**
Sandra Maldonado**
Ariel Mejia**

Kate Palmer*
Nicole Perez**
Judy Popovich**
Sangi Ravichandran*
Betsy Rubenstein*

Megan Selby**
Alicia Williams*
Stephanie Williams*
Marissa Yelnick**
Jess Young**



CHICAGO WOMEN'S HEALTH CENTER

p. (773) 935-6126 | f. (773) 935-7145

www.chicagowomenshealthcenter.org

1025 W. Sunnyside Ave. Suite 201 Chicago, IL 60640